



Kenilworth Bal Harbour

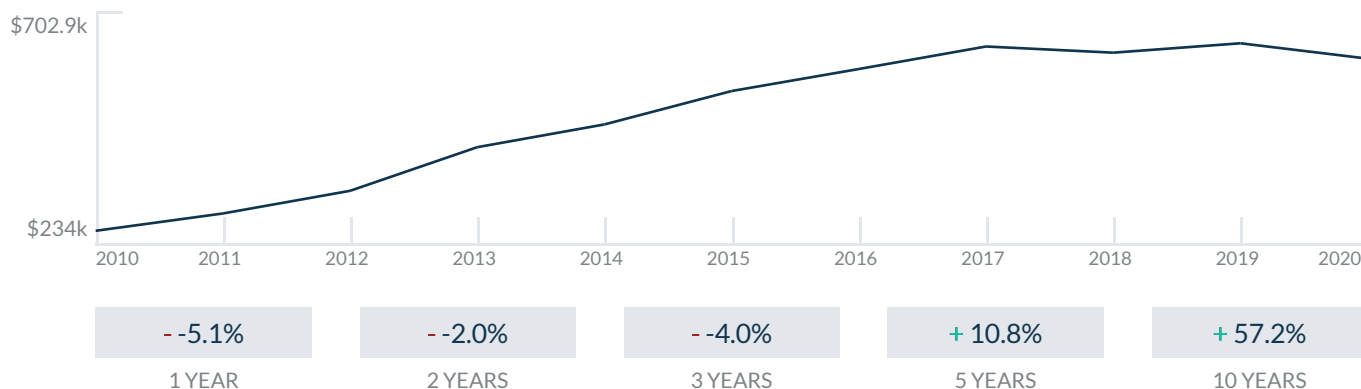
10205 Collins Ave
Bal Harbour, FL 33154

Every month we compile this comprehensive market report focus on Kenilworth Bal Harbour in this convenient and easy to read format. Our data comes from more than six different sources including MLS Associations, County Offices and Financial Institutions. Get this report for free every month on our website kenilworthcondosforsale.com.

Property Stats

POSTAL CODE 33154

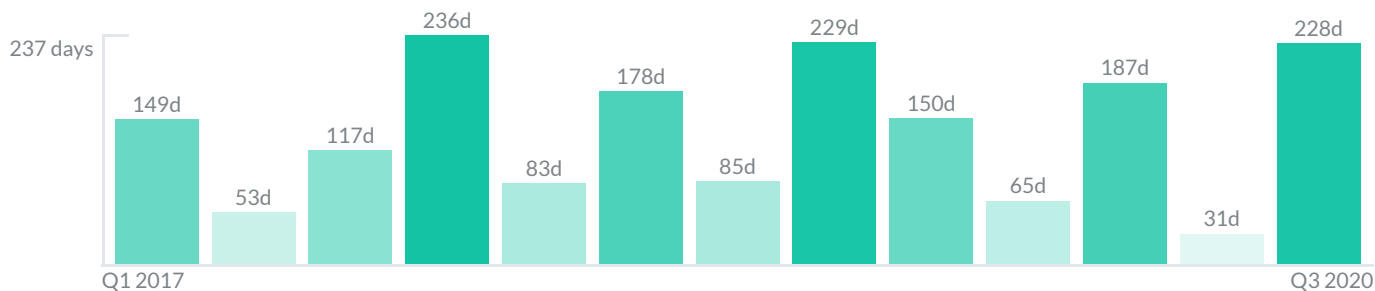
The property stats graph represents the median price evolution since ten years in your postal code area.



Similar Properties

DAYS ON THE MARKET

Everyday 3 months we monitor how many days it takes for similar properties to be sold. This is also a good indicator to know when to buy or sale!



Mortgage Rates

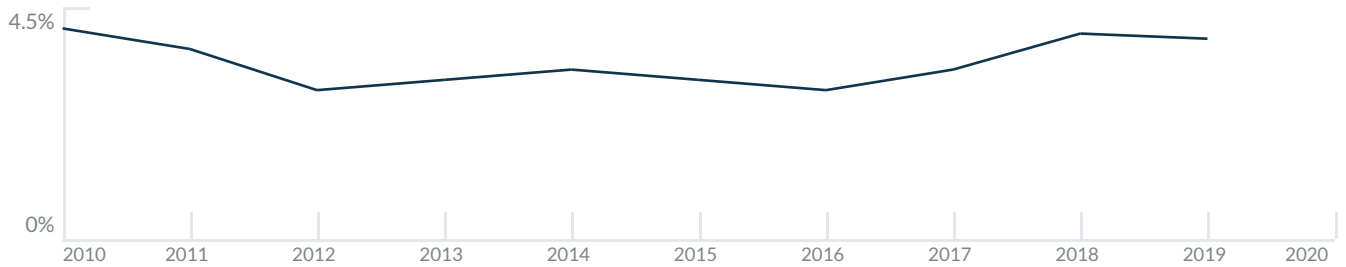
PER YEAR

Understanding mortgage economics is important when you want to buy with a loan. Below is the historical yearly average mortgage rates in the Unites States retrieved from Freddie Mac©

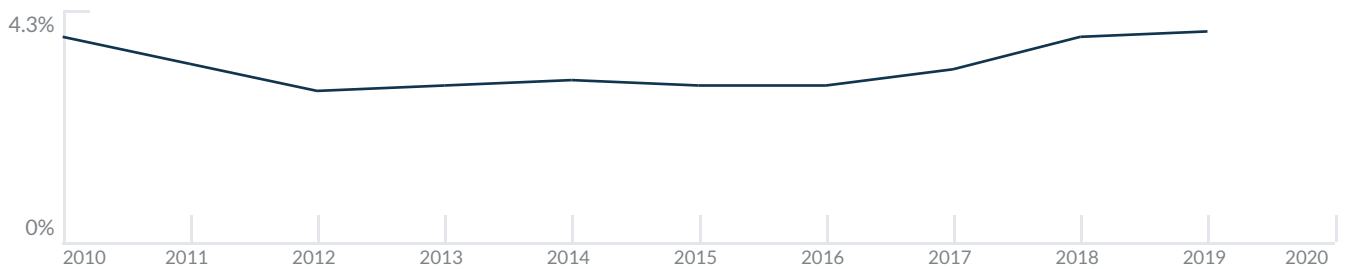
30 YEARS FIXED 4.4%



15 YEARS FIXED 3.9%



5/1-YEAR ADJUSTABLE 3.9%



Schools

CLOSEST

Having good schools nearby is important if you have kids or plan to rent or sell your home. Ratings are retrieved from the leading independent and nonprofit GreatSchools©

ELEMENTARY SCHOOL	MIDDLE SCHOOL	HIGH SCHOOL
Aventura City Of Excellence School	Aspirra Raul Arnaldo Martinez Charter School	North Miami Senior High School
10/10	2/10	3/10

Insights

IN KENILWORTH BAL HARBOUR

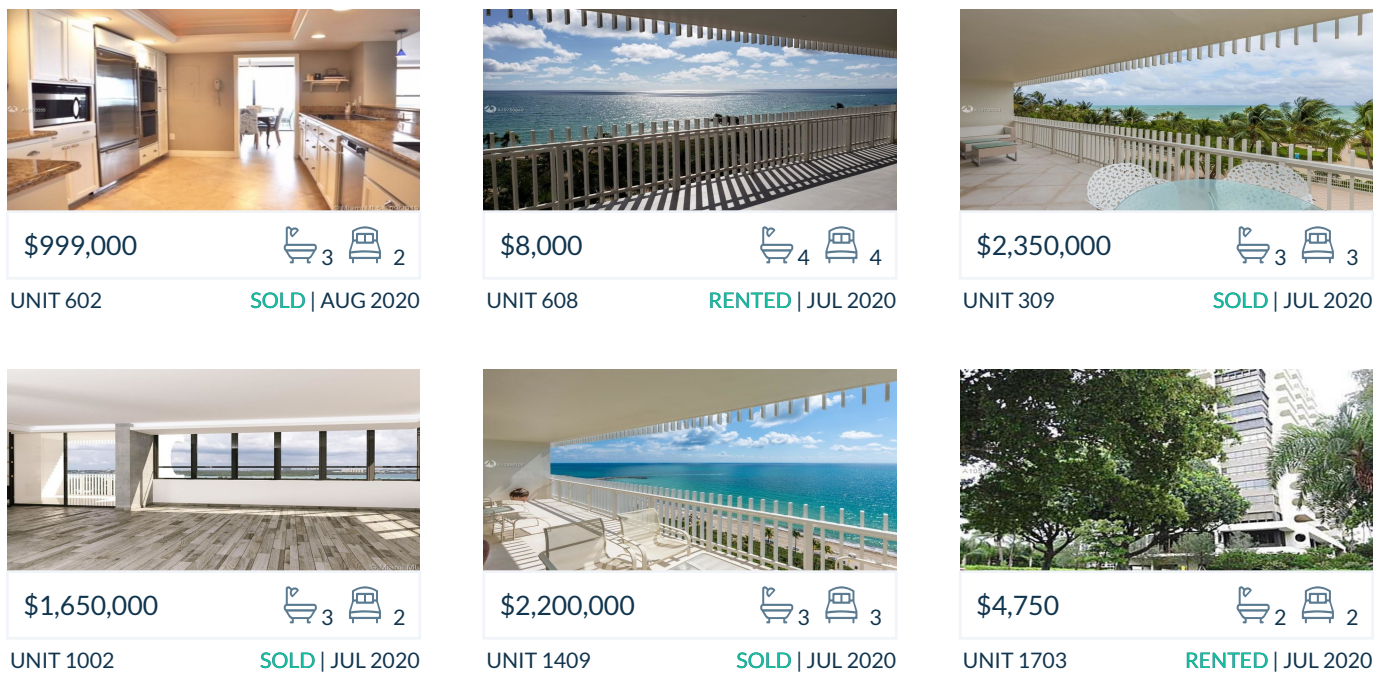
Below the average listing prices of available unit per property type.



Activity

SOLD OR RENTED

Below the latest transactions reported by the local MLS Association for Kenilworth Bal Harbour



Sold

LAST 20 PROPERTIES SOLD IN KENILWORTH BAL HARBOUR

Unit	Price	Beds/Baths	\$/Sqft	Sqft	Buying Date	Days on Market
602	\$999,000	2/3	\$429.7	2,325	Aug 2020	228
309	\$2,350,000	3/3	\$903.8	2,600	Jan 2020	31
1002	\$1,650,000	2/3	\$709.7	2,325	Dec 2019	187
1409	\$2,200,000	3/3	\$846.2	2,600	Sep 2019	28
Lanai...	\$899,000	2/3	\$468.7	1,918	Jul 2019	102
1204	\$1,277,000	3/3	\$477.4	2,675	Jun 2019	68
508	\$1,695,000	3/3	\$651.9	2,600	May 2019	277
803	\$998,000	2/2	\$575.2	1,735	May 2019	99
1708	\$1,950,000	3/3	\$750.0	2,600	Apr 2019	58
1609	\$2,250,000	3/3	\$865.4	2,600	Apr 2019	247
307	\$995,000	2/3	\$483.0	2,060	Jan 2019	229
1006	\$1,275,000	3/3	\$618.9	2,060	Oct 2018	60
201	\$1,300,000	3/3	\$559.1	2,325	Oct 2018	109
501	\$1,250,000	2/2	\$537.6	2,325	Sep 2018	252
501	\$1,250,000	2/3	\$537.6	2,325	Sep 2018	252
402	\$1,500,000	3/3	\$645.2	2,325	Aug 2018	31
901	\$1,345,000	2/3	\$578.5	2,325	Jun 2018	24
801	\$1,495,000	3/3	\$643.0	2,325	May 2018	135
407	\$1,195,000	2/3	\$580.1	2,060	Apr 2018	90
505	\$999,999	2/2	\$485.4	2,060	Jan 2018	236

Rented

LAST 20 PROPERTIES RENTED IN KENILWORTH BAL HARBOUR

Unit	Price	Beds/Baths	\$/Sqft	Sqft	Rented Date	Days on Market
608	\$8,000	4/4	N/A	N/A	Jul 2020	232
1703	\$4,750	2/2	\$2.7	1,735	Aug 2019	308
P3	\$7,750	2/2	\$4.5	1,735	Nov 2017	67
P3	\$7,750	2/2	\$4.5	1,735	Nov 2017	67
602	\$5,000	2/2	\$2.2	2,325	Apr 2017	74
602	\$5,000	2/3	\$2.2	2,325	Apr 2017	74
P3	\$7,750	2/2	\$4.5	1,735	Jan 2017	23
P3	\$7,750	2/2	\$4.5	1,735	Jan 2017	23
108	\$6,850	3/2	\$2.7	2,496	Jun 2016	64
108	\$6,850	3/3	\$2.7	2,496	Jun 2016	64
1708	\$9,000	3/21	\$3.5	2,600	Jan 2016	46
PH-4	\$19,000	5/4	\$4.0	4,735	Dec 2015	289
PH-4	\$19,000	5/41	\$4.0	4,735	Dec 2015	289
403	\$3,200	2/2	\$1.8	1,735	Oct 2014	41
1701	\$5,000	2/2	\$2.2	2,325	Jun 2013	65
1701	\$5,000	2/21	\$2.2	2,325	Jun 2013	65
N/A	\$2,900	2/2	\$1.7	1,735	Sep 2012	180
P8	\$6,850	3/2	\$2.6	2,600	Jul 2012	73
907	\$3,500	2/2	\$1.7	2,060	Jun 2012	85
1403	\$3,000	2/2	\$1.7	1,735	Jun 2012	81

Currently Listed

ACTIVE LISTINGS 1/1

Unit	Price	Beds/Baths	\$/Sqft	Sqft	Listing Date	Owner
205	\$899,000	2/2	\$436.4	2060	Sep 2020	N/A
205	\$899,000	2/2	\$436.4	2060	Sep 2020	N/A
605	\$849,000	2/2	\$412.1	2060	Sep 2020	N/A
701	\$6,800/mth	2/3	\$2.9	2325	Sep 2020	N/A
708	\$1,790,000	3/3	\$688.5	2600	Sep 2020	N/A
802	\$1,550,000	2/3	\$666.7	2325	Sep 2020	CLAUDIO JOS...
1004-...	\$1,845,000	3/3	\$689.7	2675	Oct 2020	EDUARDO SA...
1007	\$6,500/mth	2/3	\$3.2	2060	Sep 2020	LILLIAN HEID...
1009	\$2,150,000	3/3	\$826.9	2600	Sep 2020	BECMAR REA...
1209	\$1,900,000	3/3	\$730.8	2600	Sep 2020	WILLIAM PED...
1508	\$2,150,000	3/3	\$826.9	2600	Sep 2020	N/A
1508	\$2,195,000	3/3	\$844.2	2600	Oct 2020	N/A
1601	\$1,295,000	2/3	\$557.0	2325	Oct 2020	JACOB HARM...
1701	\$1,670,000	2/3	\$718.3	2325	Sep 2020	DANA BERKO...